

Reference Card

McKie Thumb Splint

Patent #D373,639

What Diagnoses May Benefit From This Thumb Splint?

- Arthritis or Injury to the thumb
- Arthrogyriposis
- Cerebral Palsy
- Sensory Defensiveness
- Stroke, M.S or other Neurological Disease
- Weakness of the limb or hand



How It Works:

Neurological/ Developmental Deficits

- The thumb is drawn into opposition. The splint pulls in the same direction as muscle attached to the thumb.
- Because active, opposed grasp is supported, the potential for acquisition of abnormal, compensatory grasp patterns is diminished.
- The neoprene is only 1.5mm and coverage of the palm is minimal, thus adequate space is left in the hand to manipulate and explore objects.
- Normal hand use and development is thus not thwarted by the splint itself.



Arthritis/Injury

- The splint provides light compression.
- It cushions the thenar eminence and reduces joint play.
- At the C-M-C joint, the splint strap can be attached to actually lift the thumb metacarpal and increase joint space.
- For weakness and hypermobility at the M-P joint, strap placement at the head of the metacarpal will block hyperextension.



Adding a Supinator Strap

Supination is the forearm motion that turns the palm up. Whether child or adult, it is needed for most activities of daily living including eating, cup holding, dressing, bathing, combing hair, brushing teeth and holding a pencil. Control of supination develops very early when infants begin to explore all sides of objects. It can be lost or fail to develop as a result of neurological injury.



How It Works:

- Attaches to the back of the splint to aid radial deviation and wrist extension.
- It wraps around the forearm to pull the hand into supination.
- When self-attached above the elbow, facilitates elbow extension.

Who May Benefit?

- Adults with Stroke or Neurological Injury
- Children with Cerebral Palsy who have impaired reach and weight bearing of the upper limb
- Children with Brachial Plexus Injury
- Children with Arthrogyriposis

Features

All McKie Thumb Splints and Supinator Straps are made of washable, 1.5 mm fabric-covered neoprene. Outer fabric is Velcro-receptive Nylon. Pediatric and adult splints are available in 6 colors. Neonatal splints are available in navy, red, royal blue, pink and tan. (See order form)



Note: Colors shown here are approximate.

Sizing Kits

Catalog #

- Adult** sizes A1-A5 + med. Supinator Strap(SK-A)
- Pediatric** sizes P1-P6 + small Supinator strap(SK-P)
- School-Aged** sizes P4, P5, P6 + sm. Sup. Strap . . (SK-SCH)
- Birth-Three** sizes P1, P2, P3 + sm. Sup. Strap (SK-B3)
- Neonatal** sizes N1, N2, N3(SK-N)



Sample Color Swatches (enclosed in all sizing kits)

All kits are available in tan only. Select all left hand (L), all right hand (R) or staggered alternate hands (R-L-R....) or (L-R-L....) when ordering.

1 888/ 4SPLINT
(1-888/477-5468)
www.mckiesplints.com

Sizing without a Kit

When determining sizes from Sizing Charts, be sure to use a *Centimeter tape* measure. If your measurements are outside the sizes on the chart, call for custom sizing and pricing.

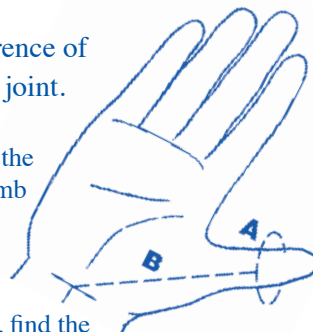
Adult & Pediatric Thumb Splint:

1. Measurement A

Measure the circumference of the far or distal thumb joint.

2. Measurement B

Measure the distance on the palm from the distal thumb joint to the center of the wrist crease.



3. Refer to Chart

On the appropriate chart, find the square where Measurement A and Measurement B meet. The square should fall within a bold area corresponding to the correct size. (Example: Measurement A = 5.1, Measurement B = 6.0, then size is P5)

4. Catalog # = Size + Hand + Color

When ordering indicate the size and hand and color. (Example: For size P5, Left hand, Color Tan, cat.# = P5-L Tan)

Neonatal Thumb Splint:

Use only Measurement A. Refer to the chart at right for neonatal sizing.

Supinator Straps:

Extra Small (7/8 inch x 15 inches)(SS-XSM)

Extra small straps are typically needed by infants.

Small (1 inch x 18 inches)(SS-SM)

Small straps fit toddlers through about 6 years

Medium (1 1/2 inches x 24 inches)(SS-MED)

Medium straps fit larger children, young teens and smaller adults.

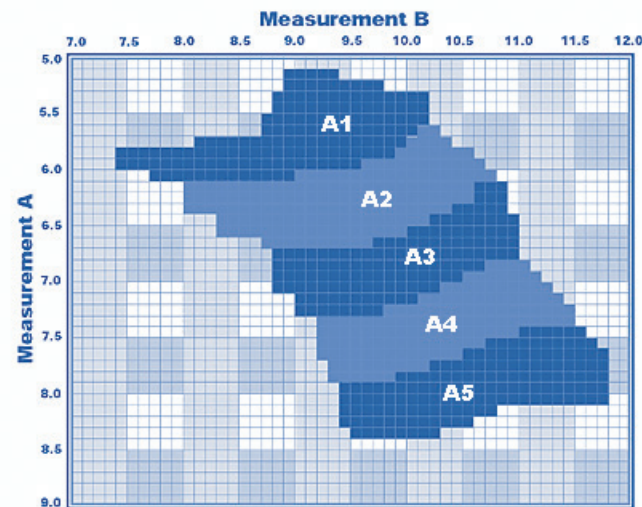
Large (2 inches x 30 inches)(SS-LG)

Large fits most adults and older teens.

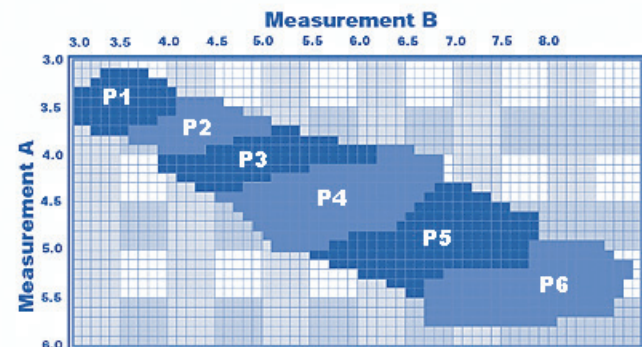
All straps may be shortened. Call for custom options.

Sizing Charts

Adult Size Chart:



Pediatric Size Chart:



Neonatal Size Chart:

Sizes:	N1	N2	N3
	2.4 - 2.7 cm	2.7 - 3.0 cm	3.0 - 3.3 cm

McKie
Splints